



Above and Beyond Creative Sewing

Above and Beyond Creative Sewing is your place to get sewing machines and accessories! We are an authorized PFAFF and Singer dealer, and specialize in computerized machine embroidery and software.

The Creative Sewing Newsletter & Class Schedule - Summer 2010

EXCITING CHANGES IN OUR STORE!



NEW FABRIC SECTION

**@ accuquilt
GO**

available here!

+ MORE!



Above and Beyond Creative Sewing
28 North Middletown Road
Nanuet, NY 10954
(845) 623-4313
www.creativesewingshops.com

SUMMER CLASSES 2010

www.creativesewingshops.com

SUMMER 2010 CLASS SCHEDULES

Beginners Sewing Series- Pajamas

Learn all of the basics of sewing in this fun, simple class. Take the stress away from teaching yourself. This 12-hour class starts at the beginning, where you will learn about fabrics and thread, how to thread your machine, and basic terminology. By the end of the sessions you will be comfortable at your machine and have a nice pair of pajamas too! Supplies required.



Beginner Sewing

Thursdays, June 3, 10, 17, and 24, 10am to 1pm
OR Mondays, September 20, 27, October 4, 18 and
25, November 1, 7-9 pm

\$120

Instructed by Dolores Koonin

4D QuiltDesign Creator 101



Come and learn the fundamentals on 4D QuiltDesign Creator Software. Learn how to make a quilt design or an outline quilt design for your automated quilting system or embroidery machine. You can even add fills to your designs for your automatic long

arm quilter. 4D QuiltDesign Creator Software is required.

Beginner Software

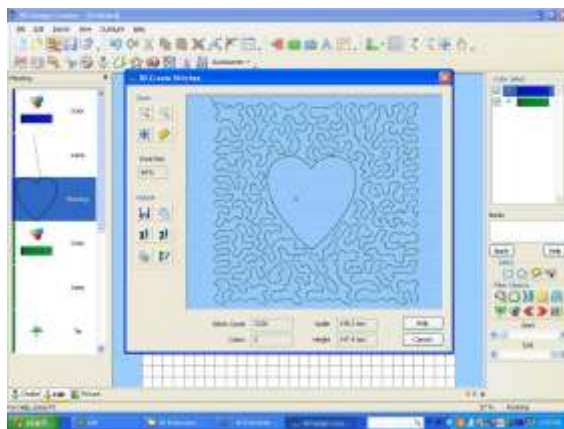
Wednesday, June 9, 10am to noon

\$20.00

Instructed by Diane Linhart

Creating Trapunto Designs

Using 4D Design Creator you will create a design and explore the Express Design Wizard in the 4D Design Creator module. With wonderful clip art at our finger tips we will quickly create the outline of a design and add stitches to create a Trapunto effect.




Beginner Software

Tuesday, June 15, 7 to 9pm OR
Wednesday, July 14, 10am to noon

\$20.00

Instructed by Diane Linhart

Splitting for the Creative Grand Dream Hoop



Learn to create a 13-inch embroidery design using Encore, and split it for the Creative Grand Dream Hoop using 4D Design Aligner. Make your designs larger than life!

Beginner Software

Thursday, June 24, 7 to 9pm

\$20.00 / Instructed by Diane Linhart

SEWING CABINET SALE!



**KOALA CABINETS
AT LEAST 20% OFF!**

**Small Cabinets to
Entire Sewing Suites
Available**

**HORN CABINETS
20% OFF!**



Cabinet orders through August include one machine insert FREE!

Pants with Pizzazz

This class is great for a beginner or someone returning to sewing. Learn how to layout your pattern and demystify the terms used in the directions. In just a few hours you will make a pair of elastic waist pants with inseam pockets using a Kwik Sew pattern. You can also make this pant as a crop pant length or as shorts. Different seam and edge finishes will also be explored. Once you've made your first pair, you'll want to make more!



Beginners Sewing

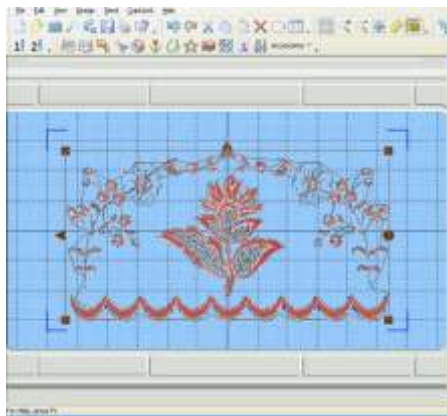
Tuesdays, July 7 and 14, 6:30 to 9pm

\$50

Instructed by Barbara Mercado

Creating Your Own Appliqué

In this exercise, we will create an appliqué scallop border from machine stitches using creative 4D Embroidery Extra and creative 4D Sketch. You do not need to own a Pfaff machine to create these exquisite appliqués.



Intermediate Software

Thursday, July 15, 10am to noon OR
Wednesday, August 25, 7 to 9pm

\$20.00

Instructed by Diane Linhart

The Quilted Everything Bag

Make this great bag for overnight, beach, shopping, craft use, as a diaper bag or much more. You will go home with a completed quilted bag, 25" x 21" with eight pockets inside and four outside. There will be a hook and loop closure on two pockets, a magnetic closure on the flap, a key fob inside, and metal studs on the bottom for protection. You can even add a monogram if desired.



Beginners Sewing

Tuesday, July 20, 10am to 2pm

\$40

Instructed by Cathy Winerman

Basket Full Of Posies Pillow

Stitching angles of a pieced basket may be a little challenging, but not with Jenny Haskins paper pieced method.

Create this pillow and learn to paper piece using decorative stitches to embellish. You will also add pillow ruffles and dimensional flowers to your basket,



creating a stunning effect. There will be a project kit (\$45) with all the material, threads and designs you will need to create your Basket Full of Posies.

Intermediate Embroidery

Thursdays, July 22 and 29, 7 to 9pm

\$40

Instructed by Missy Mulligan

Get a **PFAFF** Embroidery Machine for only \$99 per month!



- ▼ *The original IDT™!*
- ▼ *Large sewing space*
- ▼ *Large embroidery area-up to 10x8 inches!*
- ▼ *A wide variety of beautiful 9 mm stitches*
- ▼ *More than 100 fantastic embroidery designs included*
- ▼ *USB Embroidery Stick included*
- ▼ *Thread Snips*
- ▼ *Automatic presser foot lift*
- ▼ *2 built-in sewing alphabets*
- ▼ *Tapering on all 9mm decorative stitches!*
- ▼ *Basting in the Hoop*
- ▼ *Dual lights*
- ▼ *Electronic thread tension*
- ▼ *Top and bobbin thread sensors*
- ▼ *Embroidery hoops included: 120 x 120mm and 260 x 200mm*
- ▼ *4D™ QuickFont included*
- ▼ *4D™ Organizer included*

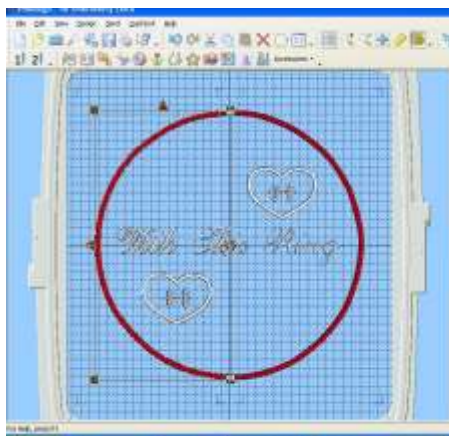
👉 **Fixed Monthly Payments for 36 Months**

👉 **No Interest for 36 Months**

Payment assumes buyer pays sales tax

With This Ring Wedding Pillow

Create a stunning ringbearers pillow design using the creative 4D Express Monogram Wizard, Creative 4D Embroidery Extra, 4D Organizer, and 4D Sketch software. You will construct and embroider the pillow in the afternoon using the Grand Dream Hoop and other techniques.



Beginner Computer and Embroidery

Friday, July 23, 10am to 4pm

\$60

Instructed by Missy Mulligan and Diane Linhart

Pink and Yellow Flower Pillow



Using an embroidery design from Jenny Haskins' Beyond the Color Purple design CD, you too will be able to create this beautiful dimensional floral pillow. Many sewing and

embroidery techniques will be covered from background stitching, dimensional appliqué embroidery and even applying an invisible zipper. There will be a project kit (\$45) with all the material, threads and designs you will need to create this beautiful dimensional floral pillow.

Intermediate Embroidery

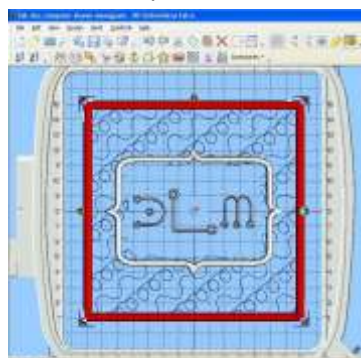
Tuesday, August 10, 10am to 4pm

\$60

Instructed by Missy Mulligan

In-The-Hoop Laptop Sleeve

Create a new computer sleeve as a chic way to transport your laptop. Design your outside embroidery in the morning and sew away the afternoon. Computer modules 4D Monogram and 4D Vision will create your design for the Texture hoop or a hoop of your choice and the construction will be done entirely in the hoop!



Beginner Computer and Embroidery

Monday, August 16, 10am to 4pm

\$60

Instructed by Missy Mulligan and Diane Linhart

Suite Garden Block

The Suite Garden Block is not just for quilters! It can be used in fashion projects and home decorating too. Learn how to use 4D Embroidery Extra, 4D Stitch Editor, and 4D Organizer while we create our masterpiece.



Beginner Software

Wednesday, August 18, 10am to 1pm

\$30.00

Instructed by Diane Linhart

PRE-ORDER 5D™ SUITE, **PFAFF**
GET 4D™ SUITE
WHILE YOU WAIT!

Offer expires June 30, 2010
At participating PFAFF® dealers

Introduction to 5D Software

So now you have the new fabulous 5D software Suite. What do you do with it? Join Diane and learn the basics of this comprehensive program. By the end of this session you will navigate the 5D suite like a pro. Get a \$30 Gift card with paid enrollment if you purchased your 5D at Above and Beyond Creative Sewing!




Beginner Software

**Saturday,
September 18, 10am to 1pm
\$30.00
Instructed by Diane Linhart**

Lacey Linen Table Runner

Crocheted edges and inserts on linens look beautiful, but it's a lot of work. In this class you will create 'crocheted' motifs by machine using Pfaff's new Creative Crochet design disk. The free standing 'crocheted' motifs will be used as an insert and joined together for an edging on an elegant lined table runner. If your machine has a 4"x4" embroidery field, you can make this table runner.




This design is available separately for \$10 or buy the entire collection.

Beginner Embroidery

**Tuesdays, September 21 and October 19, 7 to 9pm
\$40
Instructed by Barbara Mercado**

Sharman's Vintage Garden Quilt

Sharman's Vintage Garden Quilt is a beautiful quilt created with large squares of floral embroidery designs. While creating this quilt you will explore some new techniques that will be incorporated into the final quilt project. We will meet monthly for about a year, giving you loads of time to explore and learn the techniques shared. Sharman's Vintage Garden Quilt Book with design CD by Jenny Haskins is required for this class.




Intermediate Embroidery

**The Fourth Thursday of the Month, 7 to 9pm
Starts September 23rd!
\$20 per night
Instructed by Missy Mulligan**



**40% OFF
one cut
of
fabric!**



*(1 yard minimum • one per household)
good through 08/31/2010*

Your Affordable Long-Arm Quilters

TIN LIZZIE

**NOW AVAILABLE AT
ABOVE AND BEYOND
CREATIVE SEWING!**



**18" AND 26" MODELS
AVAILABLE ON FRAMES!**

**TRY THEM OUT
TODAY!**

**THE QUEEN QUILTER
18" TABLE MODEL
IS THE SIT-DOWN SOLUTION
THAT SAVES SPACE!**

